

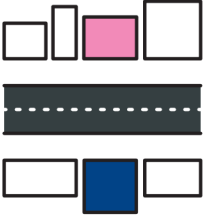
Prepositions of Direction

Table of Contents

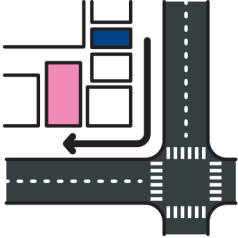
- 2** **Picture Dictionary**
Prepositions & Places in the City
- 4** **Grammar Notes**
Prepositions of Direction
- 5** **Exercise 1**
Matchup
- 6** **Exercise 2**
Fill in the Blanks
- 7** **Exercise 3**
Listen & Draw
- 8** **Exercise 4**
Writing
- 9** **Reference**
Asking for & Giving Directions
- 10** **Exercise 5**
Unscramble the Sentences
- 11** **Exercise 6**
Map & Dialogues
- 13** **Exercise 7**
Quiz: Find the Errors
- 14** **Answer Key**

Picture Dictionary

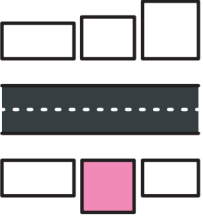
A. Prepositions of Direction



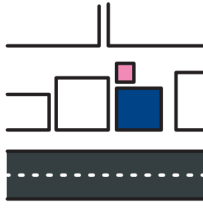
across from



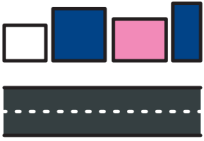
around
the corner from




at 123 Main Street




behind



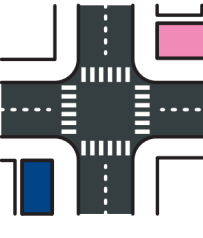
between



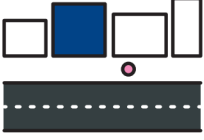
far from




in front of



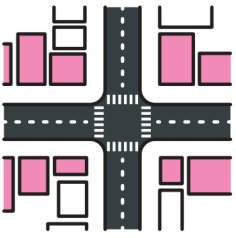
kitty-corner to



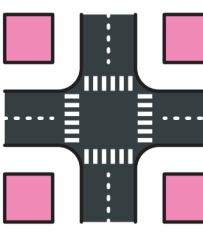
near



next to / beside




on Main Street




on the corner of

Picture Dictionary cont.

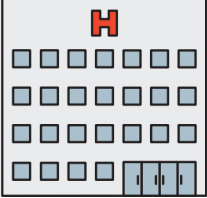
B. Places in the City



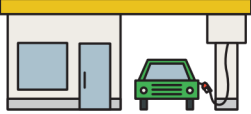
bank




theater



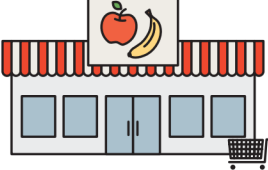
hospital




gas station




library



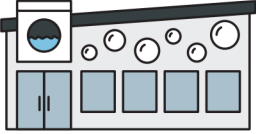
grocery store




shopping mall



bakery



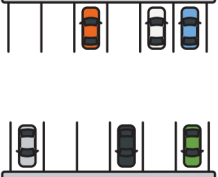
laundromat



bus stop



park



parking lot

Grammar Notes

PREPOSITIONS OF DIRECTION

A. Introduction

Prepositions of direction are **words** (such as *on*, *between*, and other prepositions of place) and **expressions** (such as *around the corner from* and *kitty-corner to*) that show the location of an object. They are common to use when giving directions.

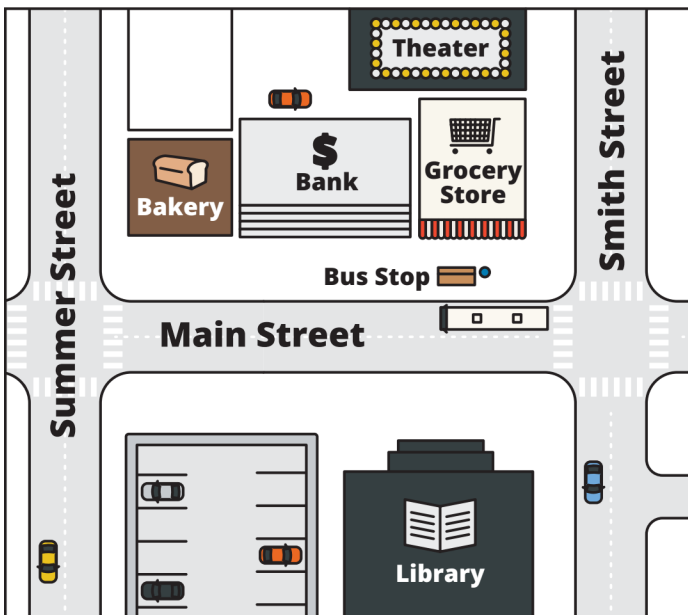
B. Pattern

Here is a common sentence pattern to use when describing the location of a building in the city:

The + [noun] + is + [preposition] + the + [noun].

Examples:

- The bank is **between** the grocery store and the bakery.
- The bank is **around the corner from** the theater.
- The bus stop is **across from** the library.

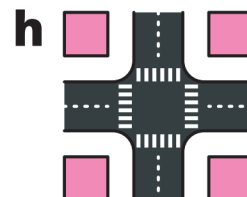
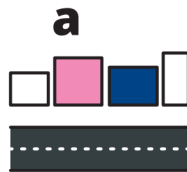
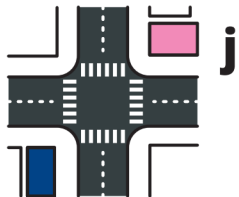
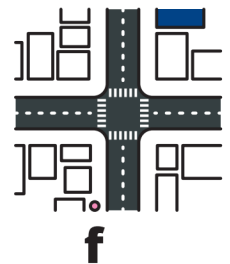
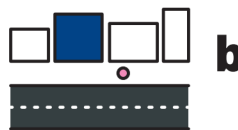
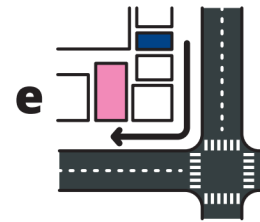
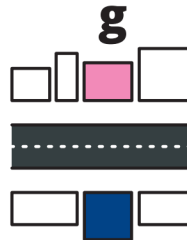
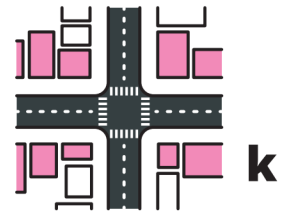
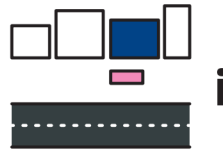
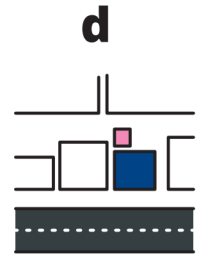


Exercise 1

MATCHUP

Match the prepositions with the matching pictures.

- i Ex. in front of
- 1. between
- 2. around the corner from
- 3. far from
- 4. on the corner of
- 5. kitty-corner to
- 6. behind
- 7. across from
- 8. next to
- 9. near
- 10. on Main Street



Exercise 2

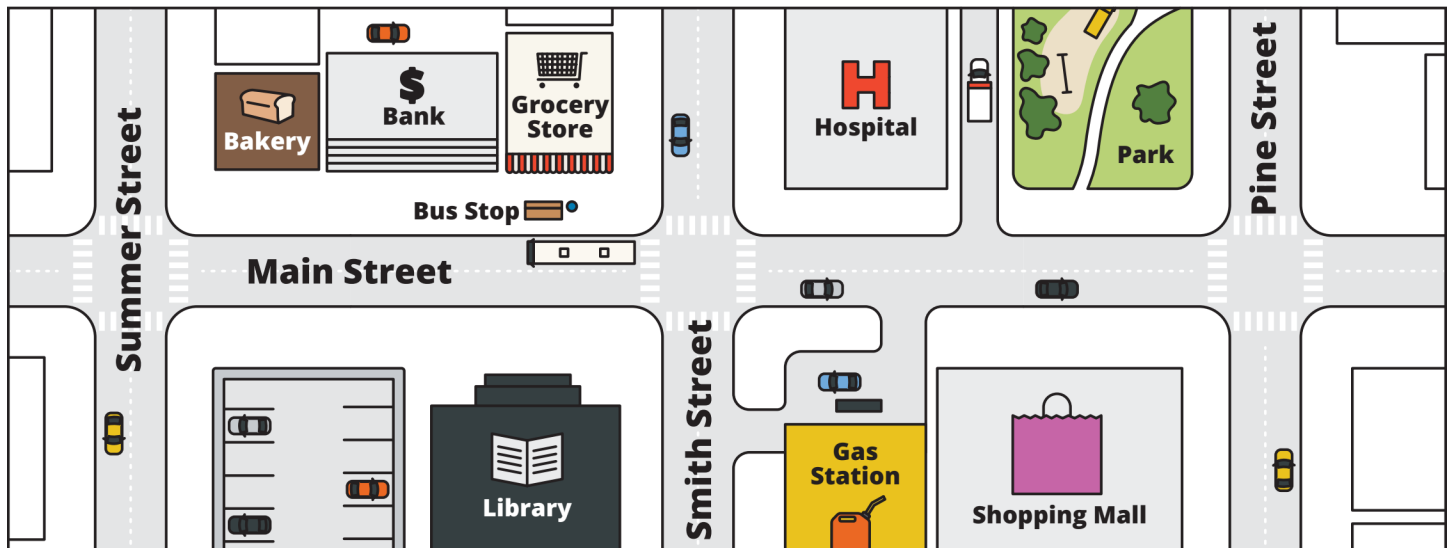
FILL IN THE BLANKS

Write the correct preposition from the box in the blanks.

- Ex. The bank is next to the grocery store.
- The grocery store is _____ the gas station.
 - The bus stop is _____ the grocery store.
 - The library is _____ the grocery store.
 - The bank and the grocery store are _____ Main Street.
 - The library is _____ 123 Main Street.
 - The hospital is _____ Main Street and Smith Street.
 - The car is parked _____ the bank.
 - The shopping mall is _____ the bakery.
 - The gas station is _____ the shopping mall.
 - The bank is _____ the bakery and the grocery store.

Word List:

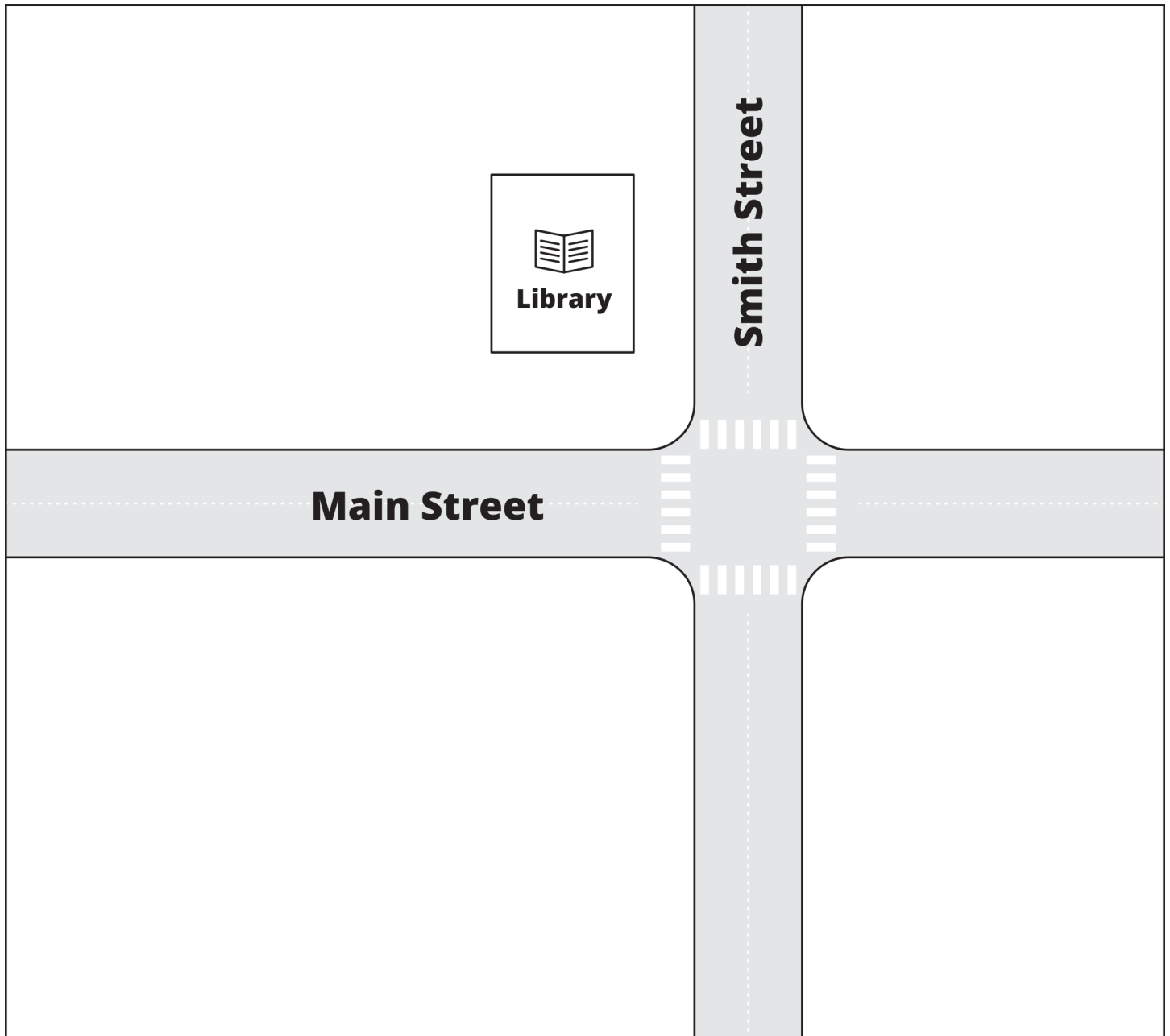
- on the corner of
- behind
- ~~next to~~
- on
- beside
- across from
- at
- between
- in front of
- far from
- kitty-corner to



Exercise 3

LISTENING

Listen to the recording. Draw the missing items on the map.



Exercise 4

WRITING

Describe your hometown. What useful places are there? Where are they located? Use prepositions of direction.

Example:

I live in a big city. There are two grocery stores on Main Street. My bank is also on Main Street. The bank is between the laundromat and the bakery...

Reference

ASKING FOR & GIVING DIRECTIONS

A. Asking for Directions

There are a few different ways to politely ask for directions in English.

Examples:

- Excuse me. Where is the nearest bank?
- Do you know where the bank is?
- Could you please tell me where the bank is?
- Can you tell me where the nearest bank is?
- Sorry to bother you, but I'm looking for the bank.

B. Giving Directions

There are many ways to give someone directions in English. The verbs *walk*, *go*, and *head* are common and have the same meaning. *Turn* and *make* also have the same meaning.

Examples:

- Walk two blocks up Main Street.
- Go one and a half blocks down Main Street.
- Walk up Main Street to the corner. Turn left and go half a block.
- Just go down Main Street. You can't miss it!
- Walk up 41st Avenue. You'll see the gas station across from the movie theater.
- Go up 41st Avenue for three blocks. It's between the bakery and the laundromat.
- Head down Main Street. The park is only a few minutes from here.
- Go along Main Street until you see the mall. The parking lot is behind the mall.
- The nearest bus stop is in front of the laundromat. Just head down 41st Avenue for about five minutes.
- Go straight up Main Street until you get to the corner. It's kitty-corner to the theater.
- Walk two blocks. Turn right on Main Street. It's around the corner from the mall.
- When you get to 41st Avenue, make a right and go one more block. You'll see it.
- Walk along Main Street. It's on your left.
- The nearest parking lot is behind the grocery store. Just go up Main Street and make a right.

Note:

When giving directions in English, *up*, *down*, and *along* can have the same meaning. If the street is flat, use any one of these prepositions:

- Go **up/down/along** Main Street for two blocks.

When there is a hill, use *up* and *down*.

- Go **up** Main Street (up the hill).
- Go **down** Main Street (down the hill).

Exercise 5

UNSCRAMBLE THE SENTENCES

Rewrite the sentences in the correct order.

Ex. blocks / on / two / walk / Jones / Street

Walk two blocks on Jones Street.

1. walk / Main / along / Street

2. right / turn / Avenue / on / Sunset

3. down / Union / head / Street

4. on / Avenue / First / left / turn

5. up / Mission / until / see / bank / Street / you / the / head

6. left / three / go / make / a / and / blocks

7. one / walk / and / block / turn / right

8. straight / and / up / go / Street / turn / left / Cherry

9. you / 35th / turn / get / to / Avenue / right / when

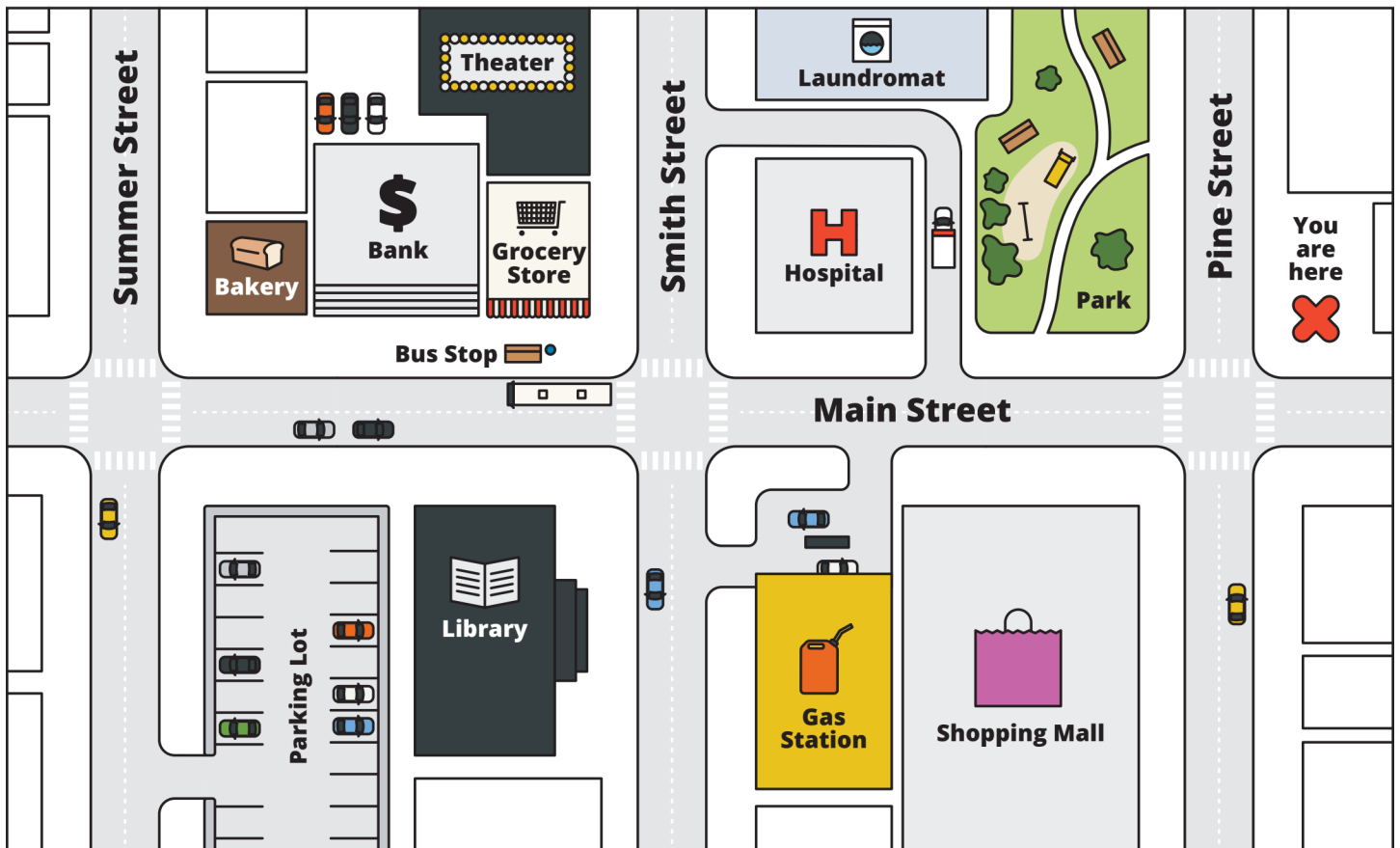
10. go / and / 22nd / along / Avenue / just / left / make / a

Exercise 6

MAP & DIALOGUES

A. Map

Look over the map. You will use it in the dialogues in Part B on page 12.



Exercise 6 cont.

B. Dialogues

With a partner, read Dialogues 1 and 2 out loud.
Then write Dialogues 3 and 4 together using the map from Part A on page 11.

Dialogue 1

- A: Excuse me. Could you please tell me how to get to the bakery?
- B: Certainly. Go along Main Street for two blocks. The bakery is on the corner of Main Street and Summer Avenue.
- A: Thanks. I appreciate it.
- B: You're welcome.

Dialogue 3

- A: Excuse me. Could you please tell me how to get to the _____ ?
- B: Sure. _____ .
- A: _____ . I appreciate it.
- B: You're _____ .

Dialogue 2

- A: Excuse me. Can you tell me how to get to the theater?
- B: Sure. Walk one block to Smith Street. Turn right and go half a block. It's on your left next to the grocery store.
- A: Thanks a lot.
- B: No problem.

Dialogue 4

- A: _____

- B: _____

- A: _____
- B: _____

Exercise 7

QUIZ: FIND THE ERRORS

Find one error in each sentence. Rewrite the correct sentences.

Ex. The hospital is kitty-corner of the shopping mall.

The hospital is kitty-corner to the shopping mall.

1. The bank is in the corner of Pine Street and 2nd Avenue.

2. Turn left and walk Station Street down.

3. The park is near gas station.

4. The bus stop is in front on the park.

5. Walk three block down Pine Street.

6. Turn right and heads up Seymour Avenue.

7. The parking lot behind the bakery.

8. Laundromat is far from the bank.

9. Turn left on the Smith Street.

10. Go along Oak Street and make right.

Answer Key

Exercise 1

If your students are struggling with this exercise, allow them to refer back to the Picture Dictionary on page 2.

- | | | | | |
|------|------|------|------|-------|
| 1. c | 3. f | 5. j | 7. g | 9. b |
| 2. e | 4. h | 6. d | 8. a | 10. k |

Exercise 2

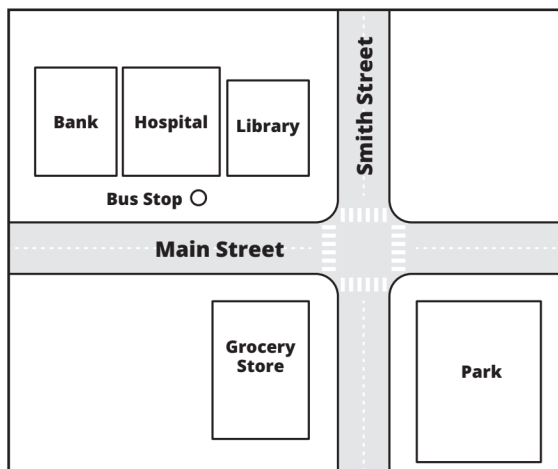
- | | | |
|--------------------|---------------------|-------------|
| 1. kitty-corner to | 5. at | 9. beside |
| 2. in front of | 6. on the corner of | 10. between |
| 3. across from | 7. behind | |
| 4. on | 8. far from | |

Exercise 3

Play the recording or read the transcript out loud. Give students a minute to draw each building in the appropriate location. To correct it, you may want to sketch the map below on the whiteboard or hold up the Answer Key so that students can check their work.

Transcript:

- The hospital is beside the library.
- The park is kitty-corner to the library.
- The bus stop is in front of the hospital.
- The grocery store is across from the library.
- The hospital is between the library and the bank.



Exercise 4

Answers will vary. Check that your students are using prepositions correctly. Students may write about a fictional city if they choose. You may want to follow up by having students discuss their hometowns in pairs of groups.

Exercise 5

- Walk along Main Street.
- Turn right on Sunset Avenue.
- Head down Union Street.
- Turn left on First Avenue.
- Head up Mission Street until you see the bank.
- Go three blocks and make a left. /
Make a left and go three blocks.
- Walk one block and turn right. / Turn right and walk one block.
- Go straight up Cherry Street and turn left. /
Turn left and go straight up Cherry Street.
- When you get to 35th Avenue, turn right. /
Turn right when you get to 35th Avenue.
- Just go along 22nd Avenue and make a left. /
Just make a left and go along 22nd Avenue.

Exercise 6

A. MAP

Have students study the map individually for a few minutes. Alternatively, pair students up and have them take turns describing the location of the buildings using prepositions of place.

B. DIALOGUES

Answers will vary. Monitor your students for correct pronunciation and preposition usage. You could also have each pair act out one of their dialogues in front of the class. You may want to teach them how to politely tell someone that they can't give directions. (E.g., *Sorry, I'm not sure where the bank is. I'm not from around here.*)

(continued on the next page...)

Answer Key cont.

Exercise 7

1. The bank is **on** the corner of Pine Street and 2nd Avenue.
2. Turn left and walk **down** Station Street.
3. The park is near **the** gas station.
4. The bus stop is in front **of** the park.
5. Walk three **blocks** down Pine Street.
6. Turn right and **head** up Seymour Avenue.
7. The parking lot **is** behind the bakery.
8. **The** laundromat is far from the bank.
9. Turn left **on Smith** Street.
10. Go along Oak Street and make **a** right.

SPELLING NOTE:

This lesson shows the American spelling of the word *Theater*. Most other English-speaking countries spell it this way: *Theatre*. Make it a challenge for your students to find this word in the lesson and see if they know the alternate spelling.

GRAMMAR NOTE:

Note that *far from* is technically an adverb, but we've included it in this lesson as a preposition expression in contrast with *near*. For a discussion on prepositions vs. adverbs, see our blog post: <http://blog.esllibrary.com/2013/05/09/preposition-or-adverb/>

EDITOR'S NOTE:

Consider making a treasure hunt-style activity for your students if your school is in a suitable area and your students are an appropriate age. Have a list of 10 instructions where students (in pairs or small groups) have to write what they see.

(For example, #1 could be: Leave the school. Turn left. Walk two blocks to the corner of Main Street and Robson Avenue. Which building is on your left beside the bank? _____)

Alternatively, have students pair up and draw a map of the area around your school. You could tell them they have to map out five blocks or so.